



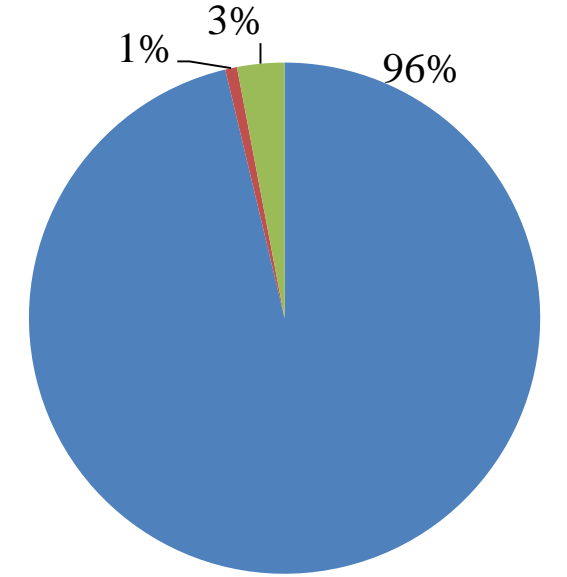
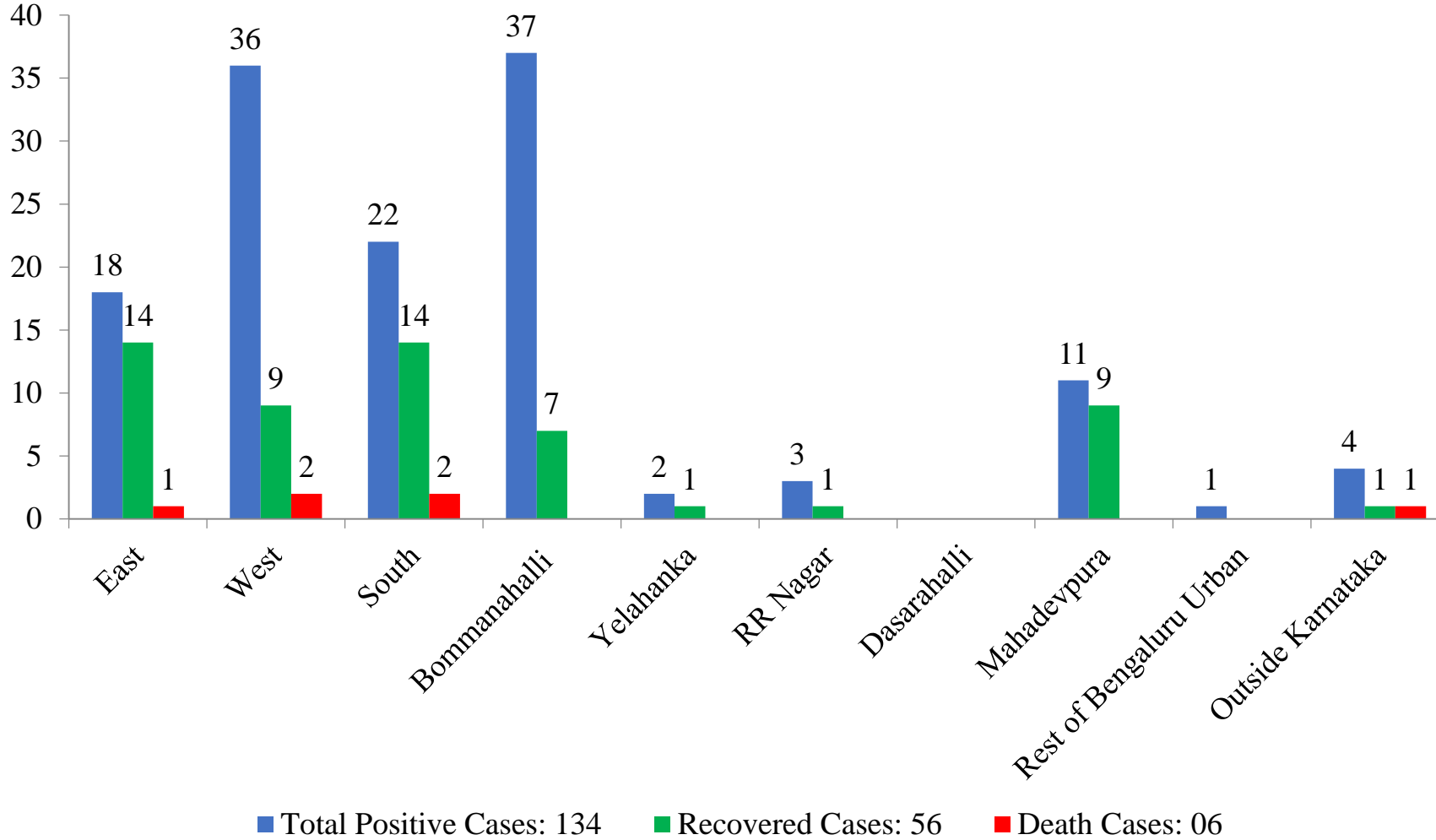
ಬೃಹತ್ ಬೆಂಗಳೂರು ಮಹಾನಗರ ಪಾಲಿಕೆ  
Bruhat Bengaluru Mahanagara Palike

**BBMP**  
**COVID-19 WAR ROOM**  
**BULLETIN-35**  
**27.04.2020**

## Bengaluru Zone wise COVID-19 Positive, Recovered and Death Cases 27th April 2020



ಬೃಹತ್ ಬೆಂಗಳೂರು ಮಹಾನಗರ ಪಾಲಿಕೆ  
Bruhat Bengaluru Mahanagara Palike



■ BBMP: 129  
 ■ Rest of Bengaluru Urban :01  
 ■ Outside Karnataka: 04

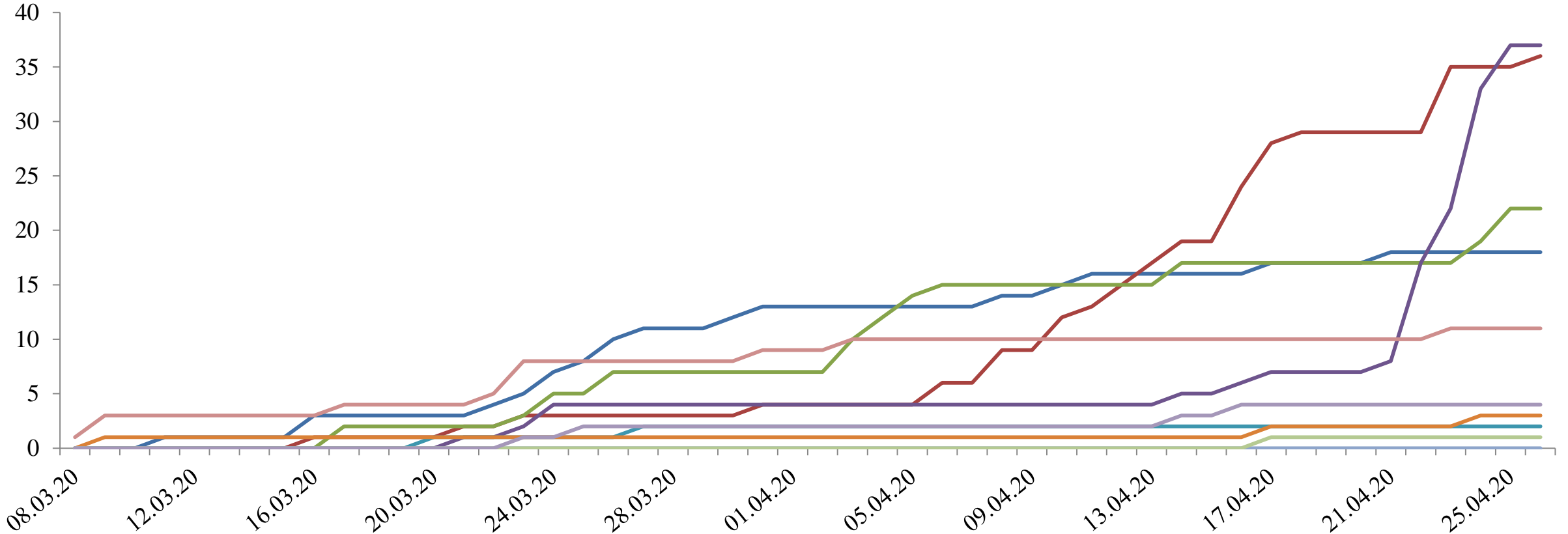
Note: Out of 6 Death cases, one death due to Non-COVID cause is taken into account

# Bengaluru Date wise COVID-19 Positive Cases Across Zones

## 27th April 2020



ಬೃಹತ್ ಬೆಂಗಳೂರು ಮಹಾನಗರ ಪಾಲಿಕೆ  
Bruhat Bengaluru Mahanagara Palike



— East: 18     
 — West: 36     
 — South: 22     
 — Bommanahalli: 37  
— Yelahanka: 02     
 — RR Nagar: 03     
 — Dasarahalli: 00     
 — Mahadevpura: 11  
— Rest of Bengaluru Urban: 01     
 — Outside Karnataka: 04

**List of Wards with Containment Zones in BBMP**  
**27th April 2020**



ಬೃಹತ್ ಬೆಂಗಳೂರು ಮಹಾನಗರ ಪಾಲಿಕೆ  
**Bruhat Bengaluru Mahanagara Palike**

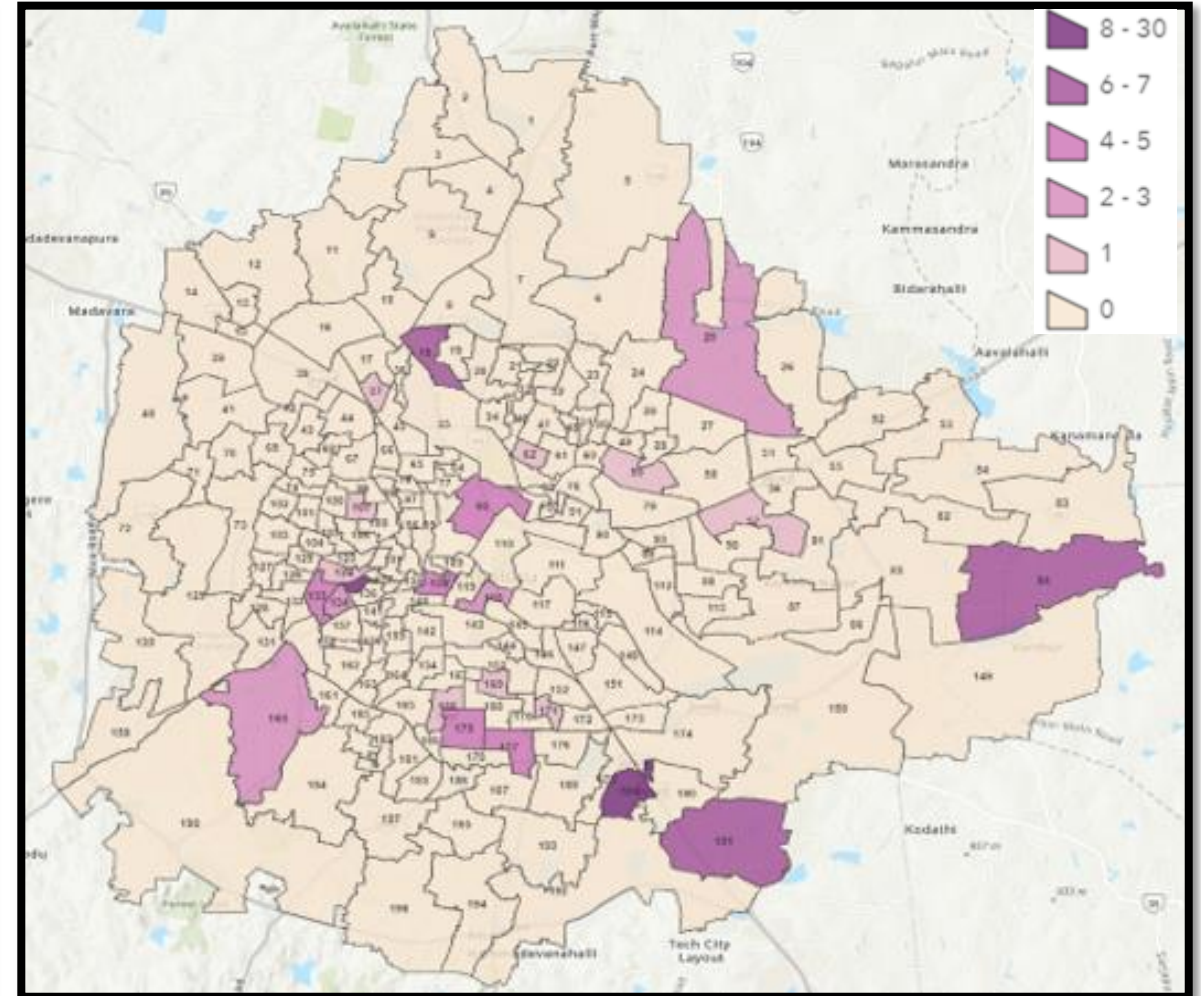
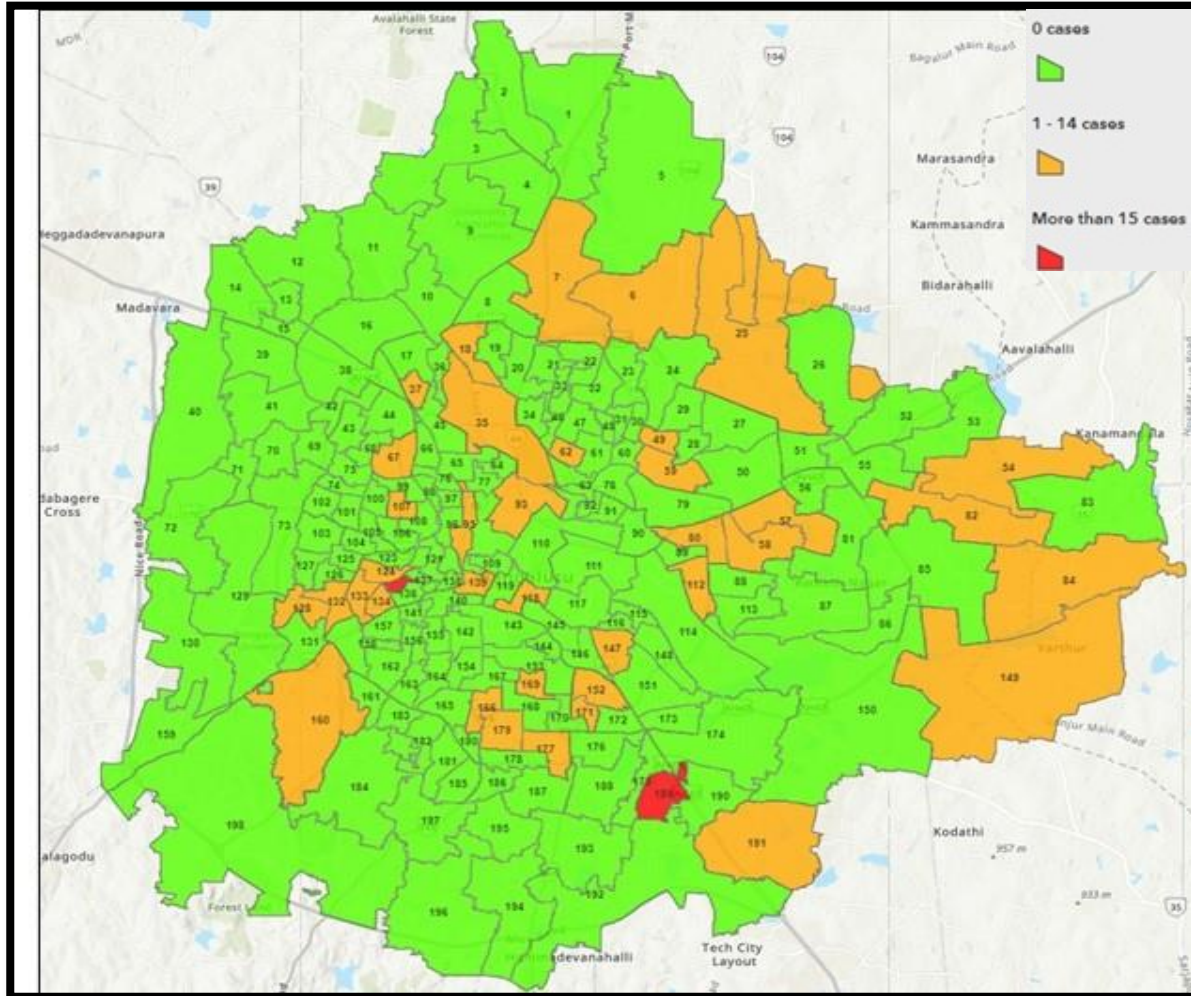
SN	NAME OF ZONE	NUMBER OF WARDS	NAME OF WARDS ALONGWITH WARD NUMBER
1	Bommanahalli	2	191–Singasandra, 189-Hongasandra
2	Mahadevapura	2	25–Horamavu, 84-Hagaduru
3	East	5	93-Vasanthanagar, 18-Radhakrishna Temple, 57-C V Raman Nagar, 62-Ramaswamy Palya, 59–Maruthi Seva Nagar
4	South	9	118-Sudam Nagar, 166–Karesandra, 171–Gurappanapalya, 179-Shakambari Nagar, 177-J P Nagar, 134-Bapuji Nagar, 124-Hosahalli, 133-Hampi Nagar, 169-Byrasandra
5	West	4	107-Shivanagara, 135-Padarayanapura, 139-K.R. Market, 37-Yeshwanthpur
6	Rajarajeshwari Nagar	1	160-Rajarajeshwarinagar

# Bengaluru COVID-19 Cases

## 27th April 2020



ಬೃಹತ್ ಬೆಂಗಳೂರು ಮಹಾನಗರ ಪಾಲಿಕೆ  
Bruhat Bengaluru Mahanagara Palike



Map showing Spread of COVID-19 with Classification of Wards into High Incidence Wards, Affected Wards and Not Affected Wards

Map Showing Ward-wise Intensity of Containment Zones in BBMP

**Bengaluru List of Wards with Positive Cases (Since Inception)**  
**27th April 2020**



ಬೃಹತ್ ಬೆಂಗಳೂರು ಮಹಾನಗರ ಪಾಲಿಕೆ  
**Bruhat Bengaluru Mahanagara Palike**

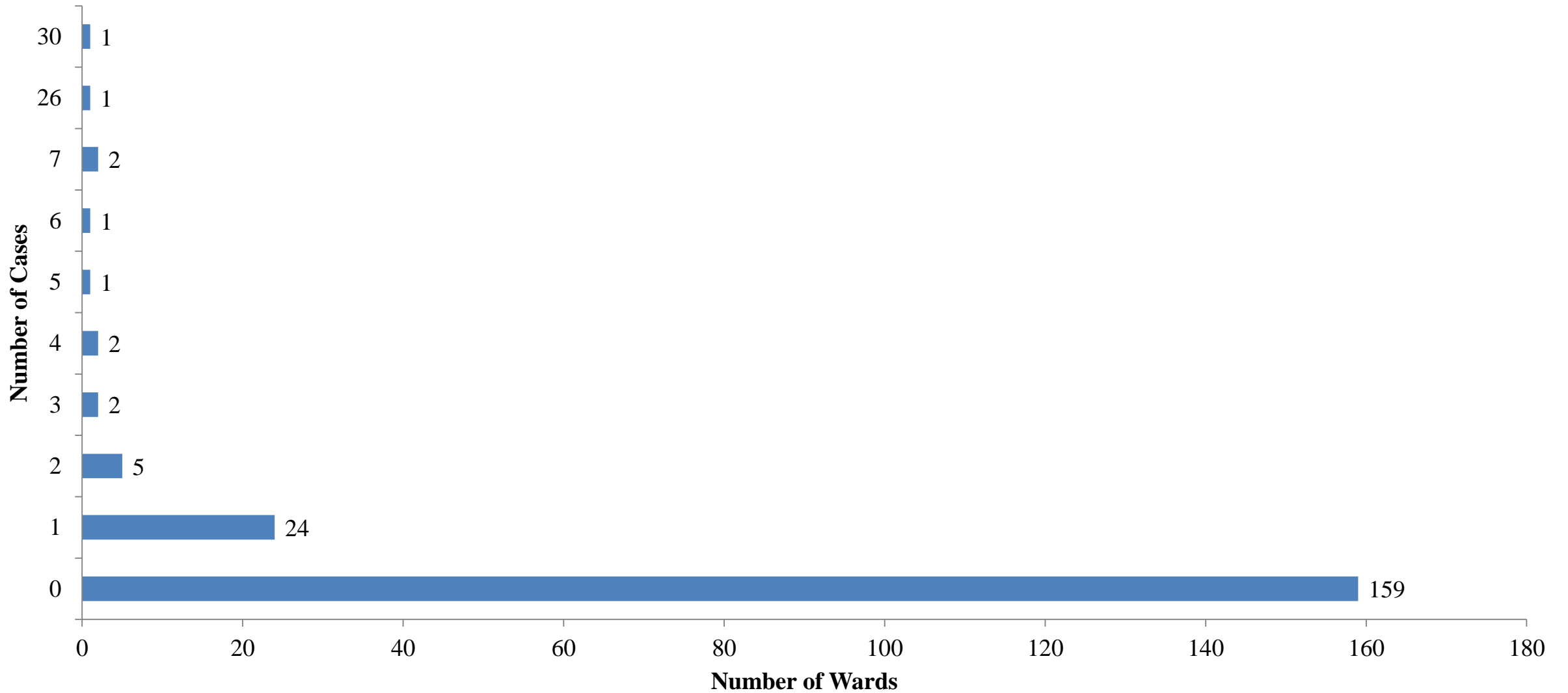
SN	NAME OF ZONE	NUMBER OF WARDS	NAME OF WARDS ALONGWITH WARD NUMBER
1	Bommanahalli	2	191–Singasandra, 189-Hongasandra
2	Mahadevapura	5	84–Hagadur, 82-Garudacharplaya, 149–Varthur, 54–Hoodi, 25–Horamavu
3	East	9	80-Hoysalanagar, 58-Hosa Thippasandra, 93-Vasanthanagar, 49–Lingarajapura, 18-Radhakrishna Temple, 57-C V Raman Nagar, 62-Ramaswamy Palya, 59–Maruthi Seva Nagar, 112-Domlur
4	South	12	118-Sudam Nagar, 166–Karesandra, 171–Gurappanapalya, 132–Attiguppe, 179-Shakambari Nagar, 177-J P Nagar, 134-Bapuji Nagar, 124-Hosahalli, 152-Sudduguntepalya, 147-Adugodi, 133-Hampinagar, 169-Byrasandra
5	West	8	95-Subhash Nagar, 128-Nagarabhavi, 67-Nagapura, 107-Shivanagara, 135-Padarayanapura, 139-K.R. Market, 35-Aramane Nagar, 37-Yeshwanthpur
6	Yelahanka	2	6–Thanisandra, 7-Byatarayanapura
7	Raja Rajeshwari Nagar	1	160-Rajarajeshwarinagar

# Bengaluru Ward-wise Intensity COVID-19 Positive Cases

27th April 2020



ಬೃಹತ್ ಬೆಂಗಳೂರು ಮಹಾನಗರ ಪಾಲಿಕೆ  
Bruhat Bengaluru Mahanagara Palike

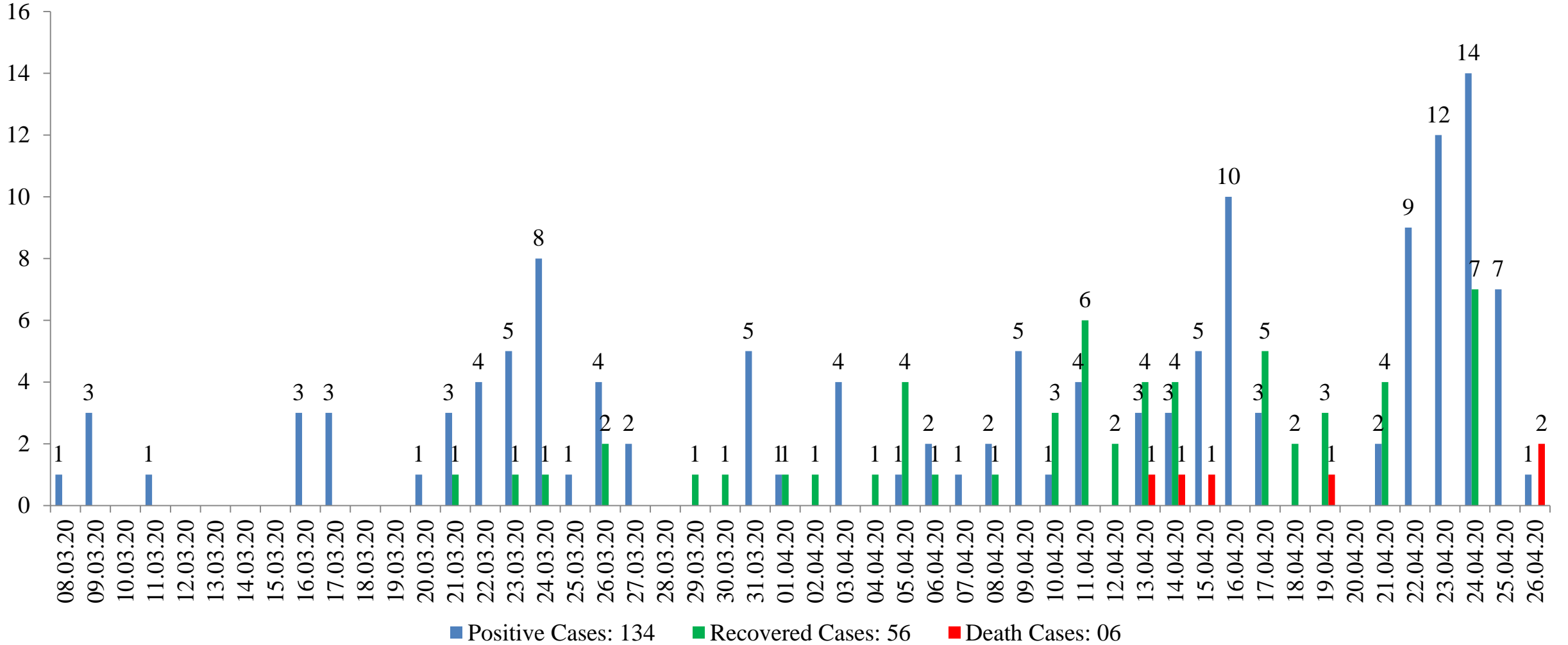


# Date wise COVID-19 Positive, Recovered and Death Cases in Bengaluru

## 27th April 2020



ಬೃಹತ್ ಬೆಂಗಳೂರು ಮಹಾನಗರ ಪಾಲಿಕೆ  
Bruhat Bengaluru Mahanagara Palike

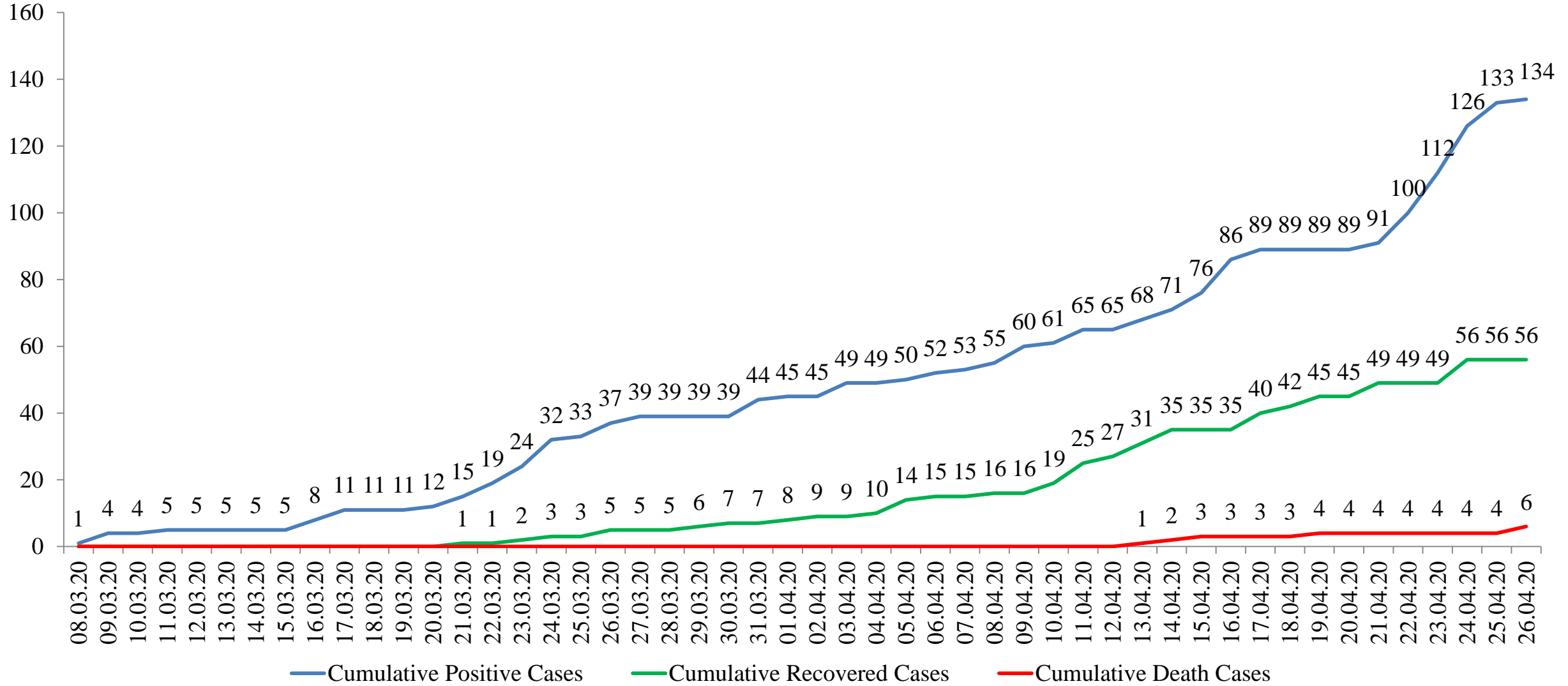




# Date wise COVID-19 Cumulative Figures of Positive, Recovered & Death Cases in Bengaluru – 27th April 2020



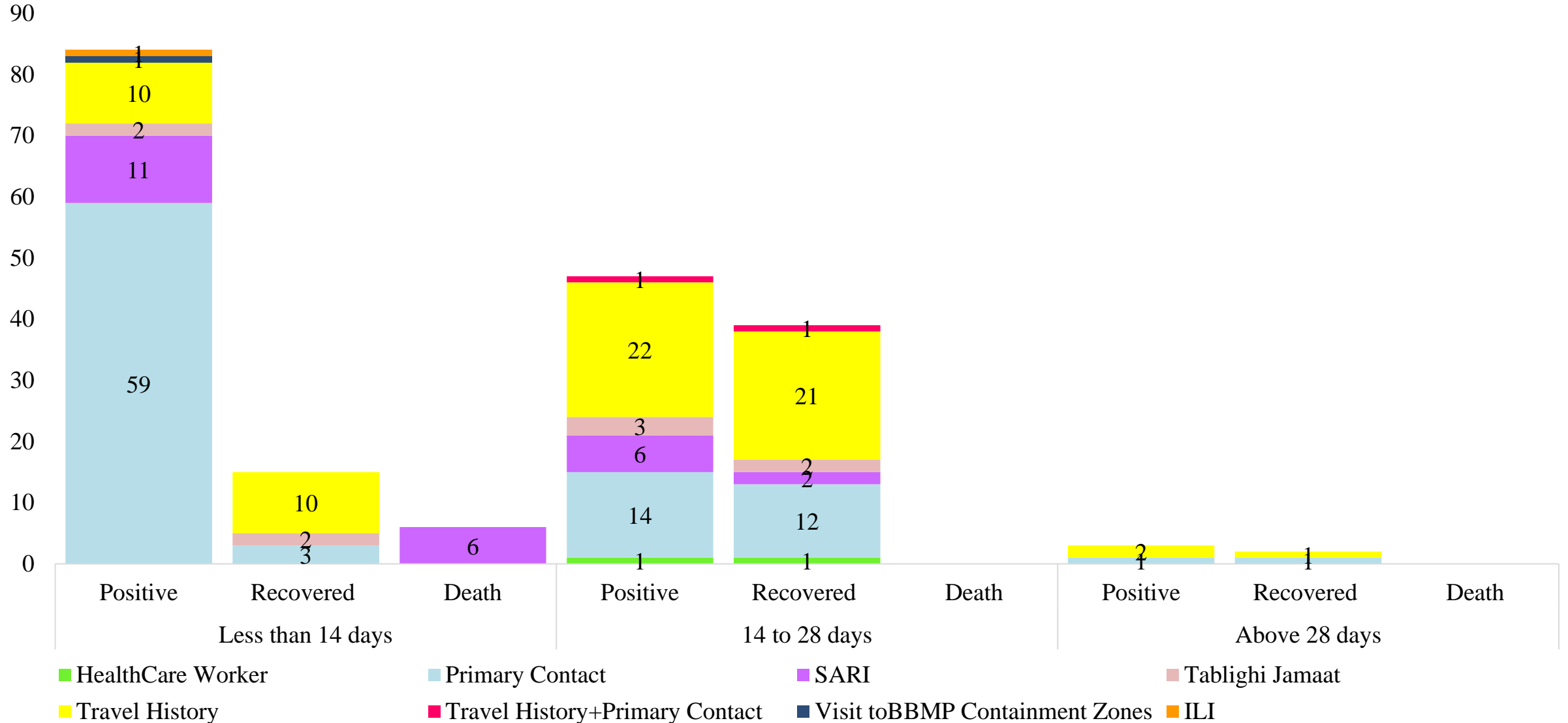
ಬೃಹತ್ ಬೆಂಗಳೂರು ಮಹಾನಗರ ಪಾಲಿಕೆ  
Bruhat Bengaluru Mahanagara Palike



# Quarantine Period Wise COVID-19 Figures of Positive, Recovered & Death Cases in Bengaluru – 27th April 2020



ಬೃಹತ್ ಬೆಂಗಳೂರು ಮಹಾನಗರ ಪಾಲಿಕೆ  
Bruhat Bengaluru Mahanagara Palike

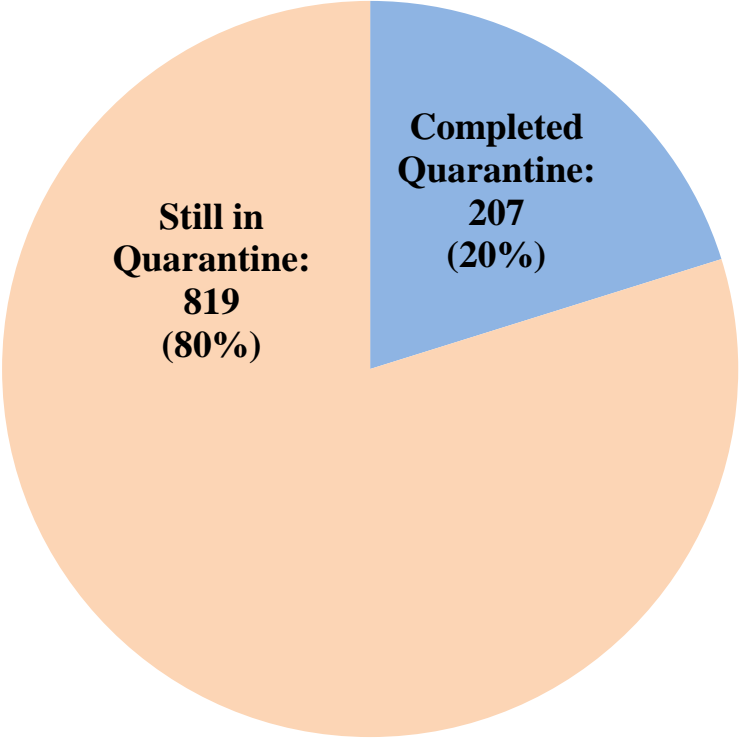


# Quarantine Status of Primary and Secondary Contacts in Bengaluru

27th April 2020

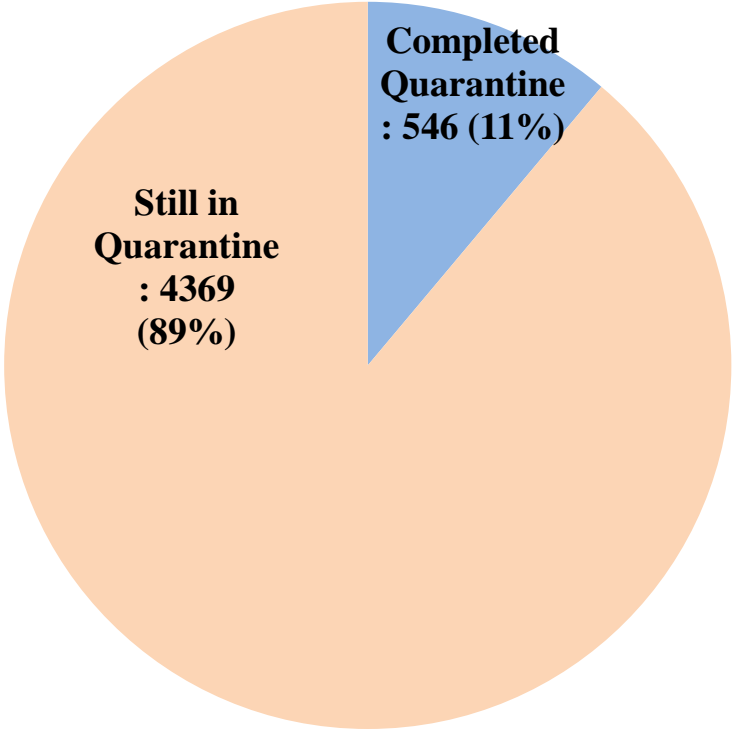


## Primary Contacts Information



Total Primary Contacts Identified: 1026

## Secondary Contacts Information



Total Secondary Contacts Identified: 4915

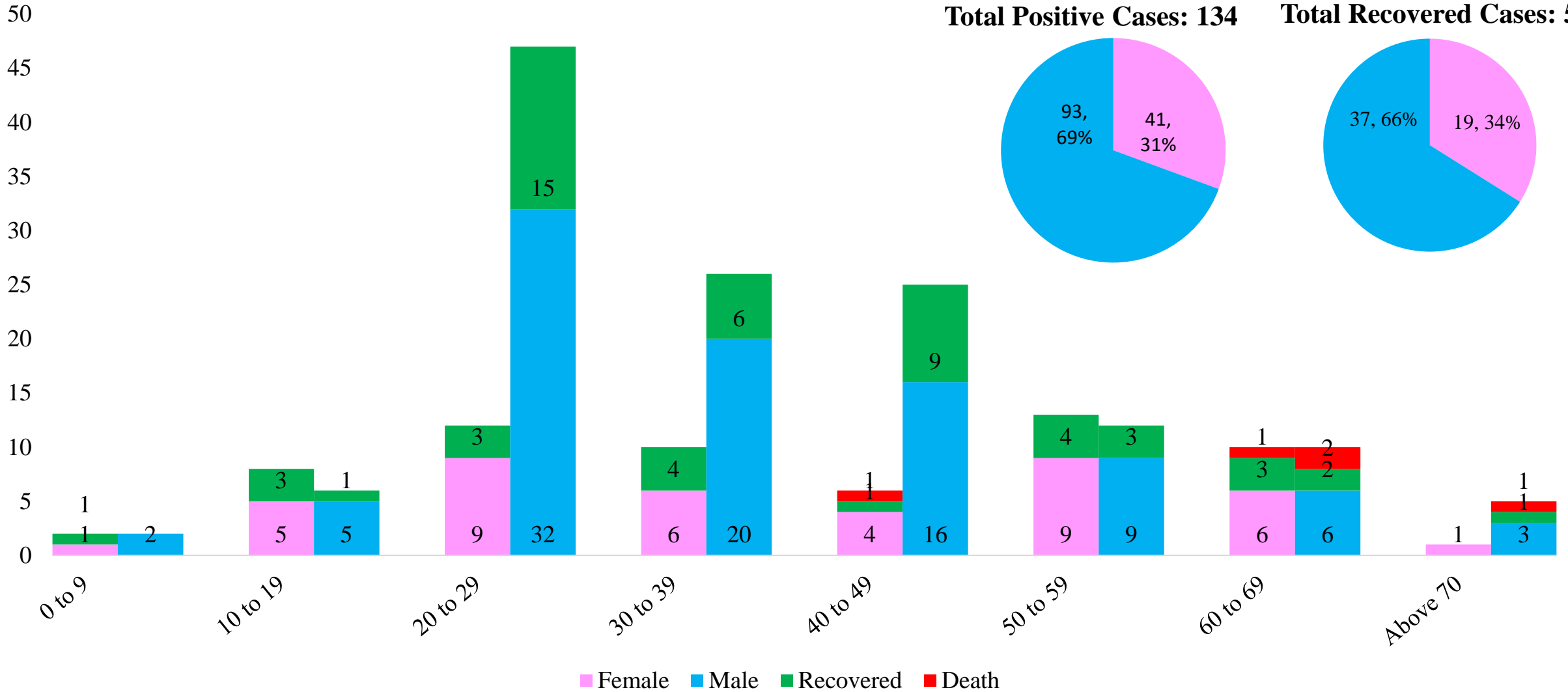
# Age group and Gender wise distribution of COVID-19 Positive and Recovered Cases in Bengaluru – 27th April 2020



ಬೃಹತ್ ಬೆಂಗಳೂರು ಮಹಾನಗರ ಪಾಲಿಕೆ  
Bruhat Bengaluru Mahanagara Palike

**Total Positive Cases: 134**

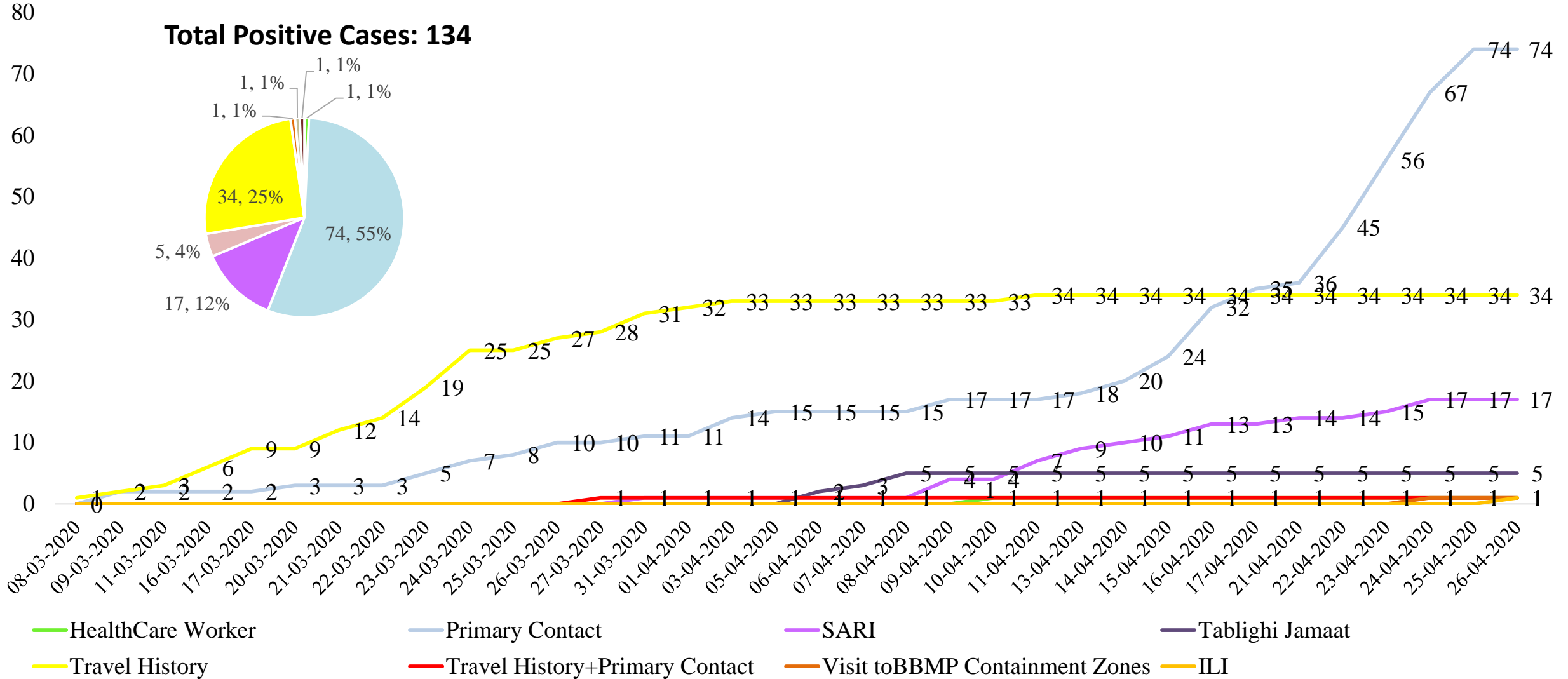
**Total Recovered Cases: 56**



# Bengaluru COVID-19 Positive Cases Depiction of Progression by Source of Transmission 27 April 2020



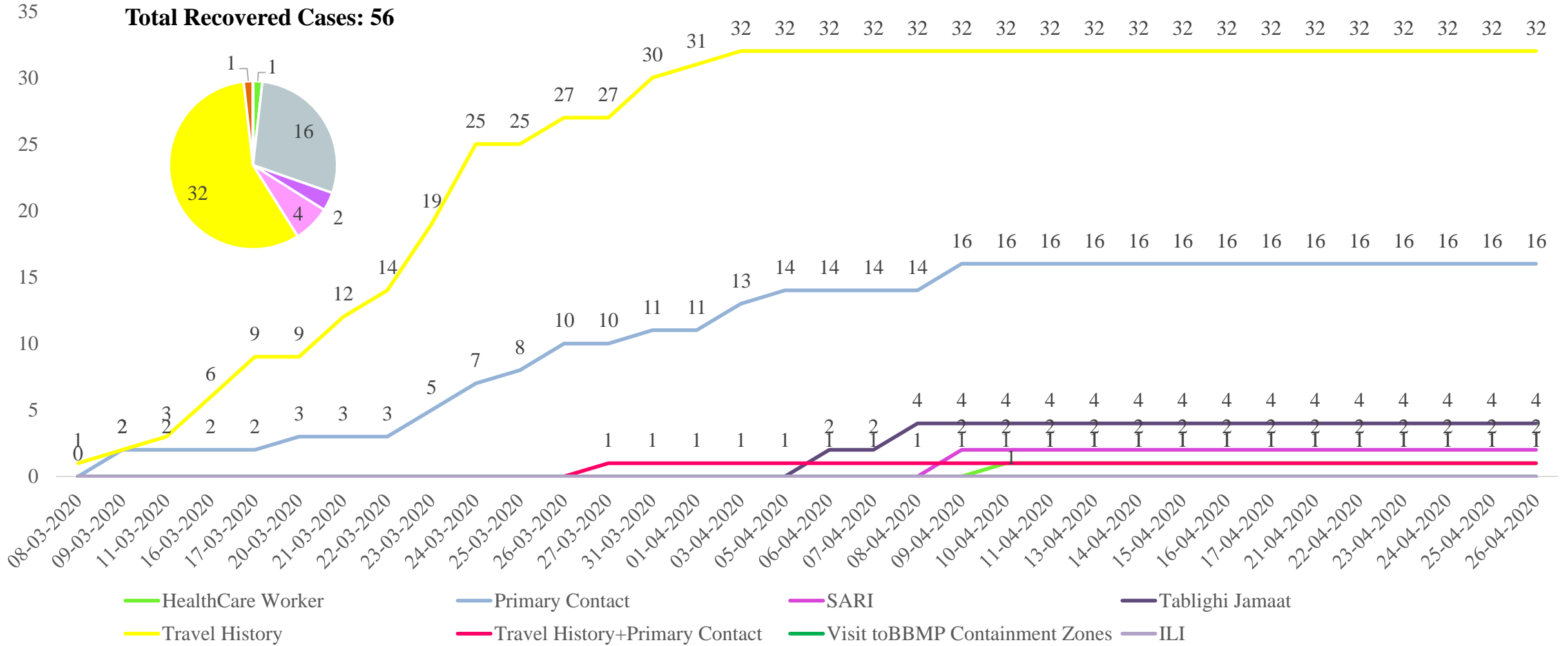
ಬೃಹತ್ ಬೆಂಗಳೂರು ಮಹಾನಗರ ಪಾಲಿಕೆ  
Bruhat Bengaluru Mahanagara Palike



# Bengaluru COVID-19 Recovered Cases Depiction of Progression by Source of Transmission- 27th April 2020



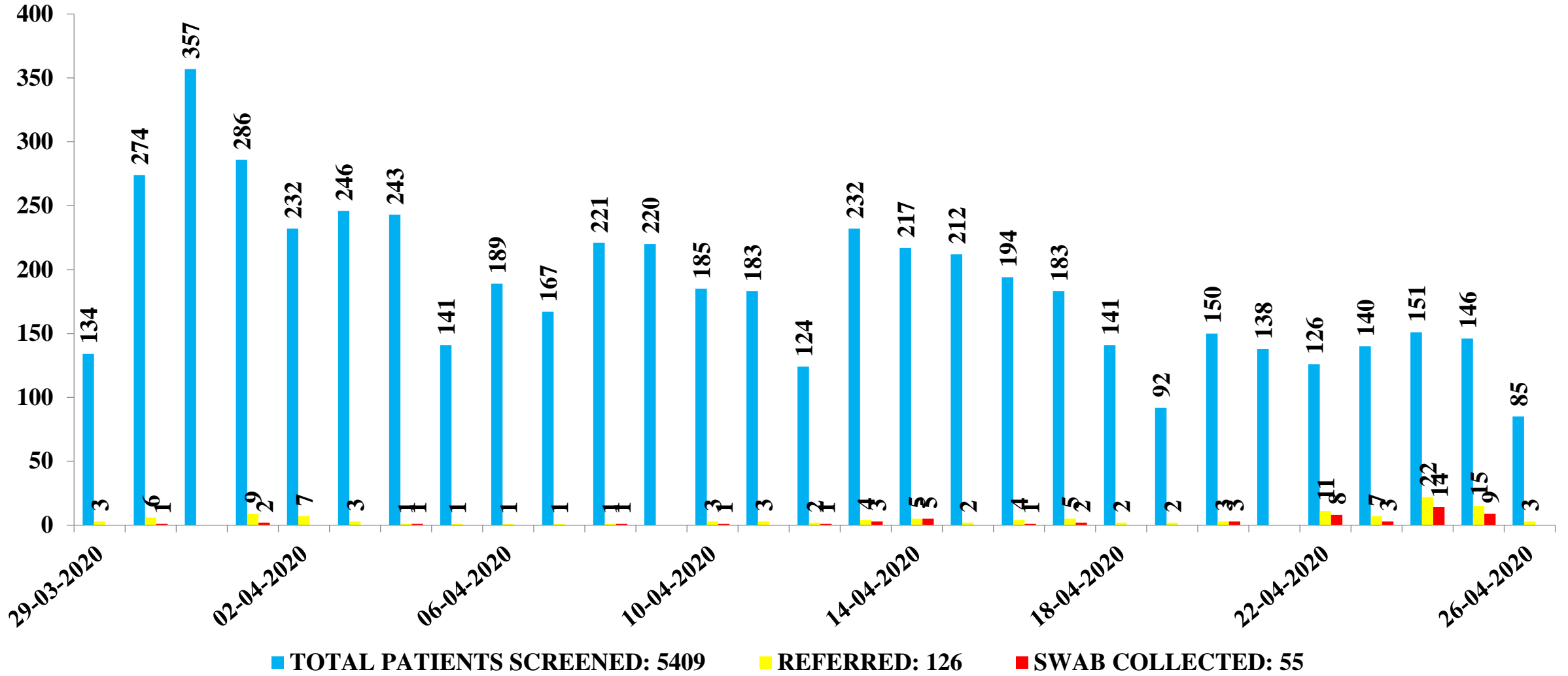
ಬೃಹತ್ ಬೆಂಗಳೂರು ಮಹಾನಗರ ಪಾಲಿಕೆ  
Bruhat Bengaluru Mahanagara Palike



# Bengaluru COVID-19 Date wise Patients Screened, Referred and Swabs Collected in Fever Clinics – 27th April 2020



ಬೃಹತ್ ಬೆಂಗಳೂರು ಮಹಾನಗರ ಪಾಲಿಕೆ  
Bruhat Bengaluru Mahanagara Palike

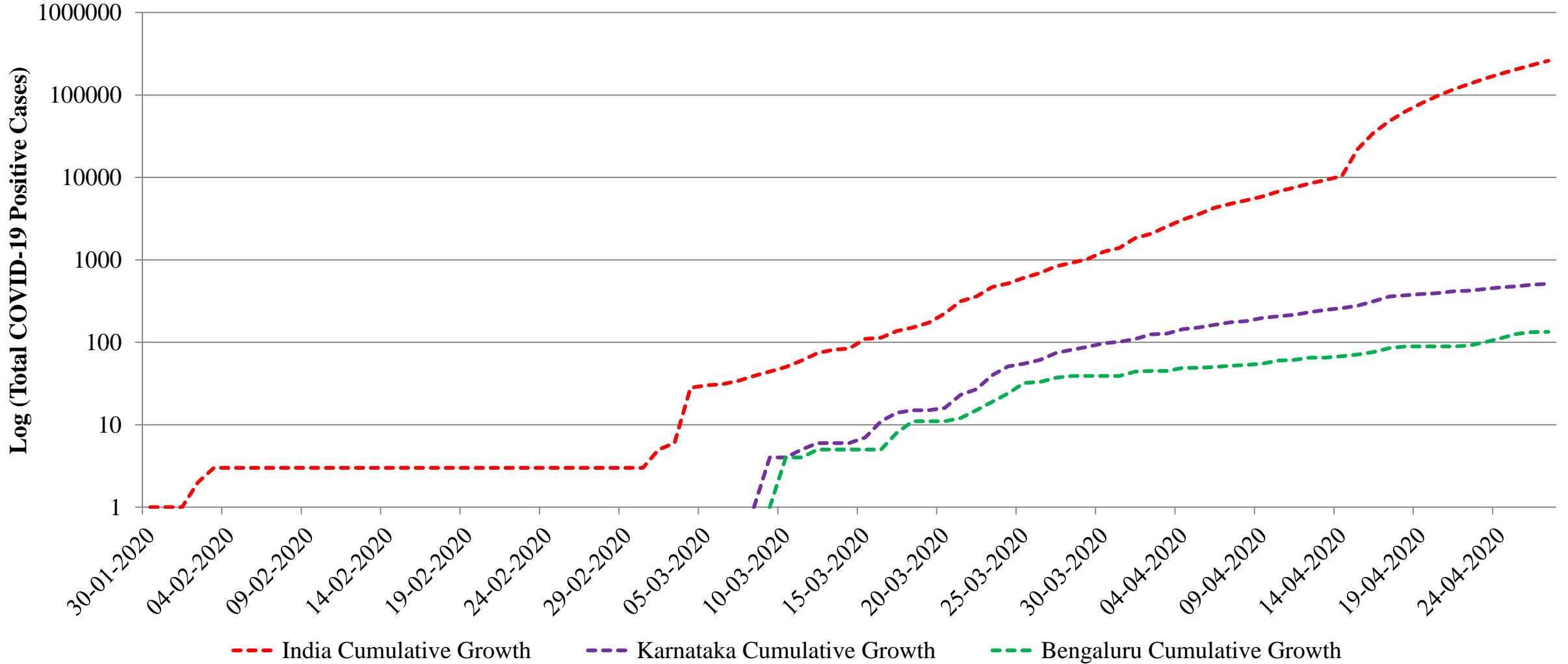


# Date wise COVID-19 Total Positive cases in India, Karnataka and Bengaluru

## 27th April 2020



ಬೃಹತ್ ಬೆಂಗಳೂರು ಮಹಾನಗರ ಪಾಲಿಕೆ  
Bruhat Bengaluru Mahanagara Palike



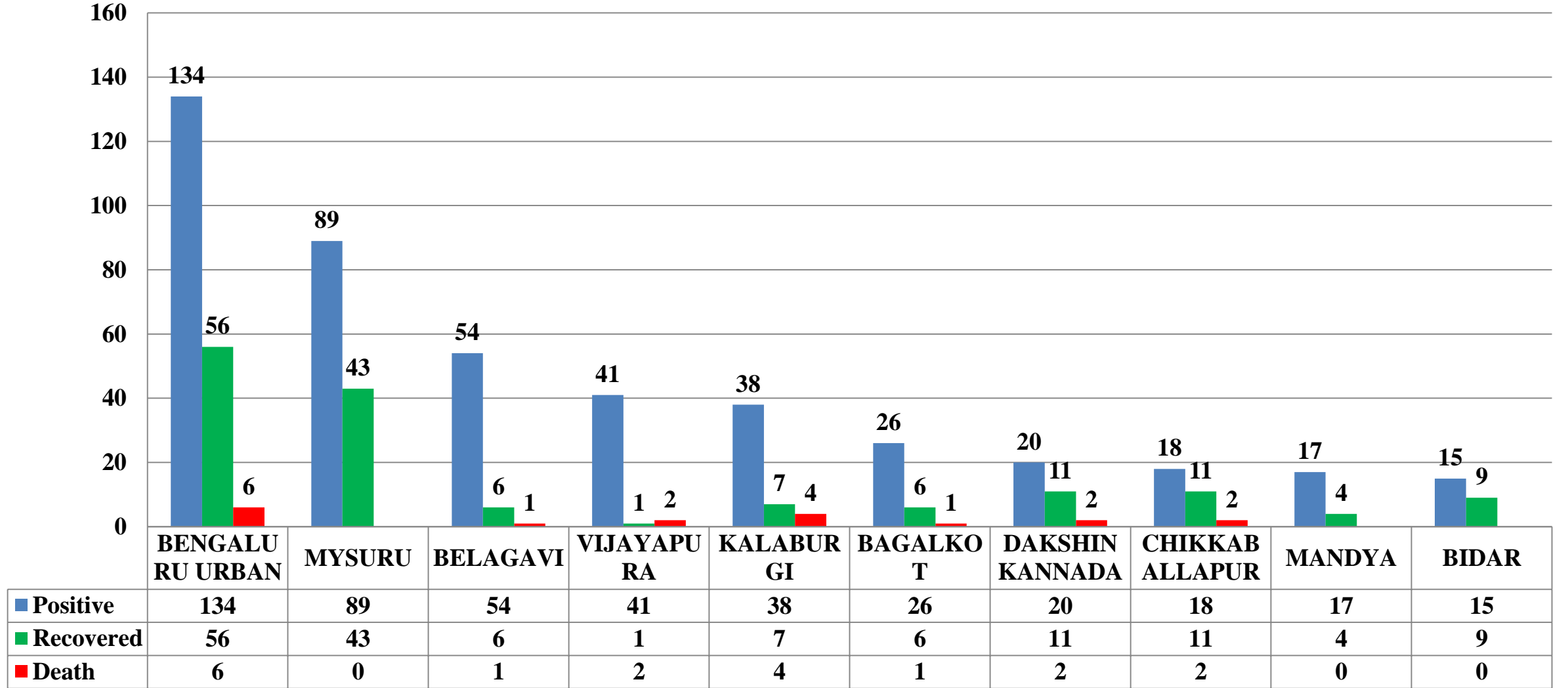


# Karnataka: Top 10 District wise COVID-19 Positive, Recovered and Death Cases

## 27th April 2020



ಬೃಹತ್ ಬೆಂಗಳೂರು ಮಹಾನಗರ ಪಾಲಿಕೆ  
Bruhat Bengaluru Mahanagara Palike

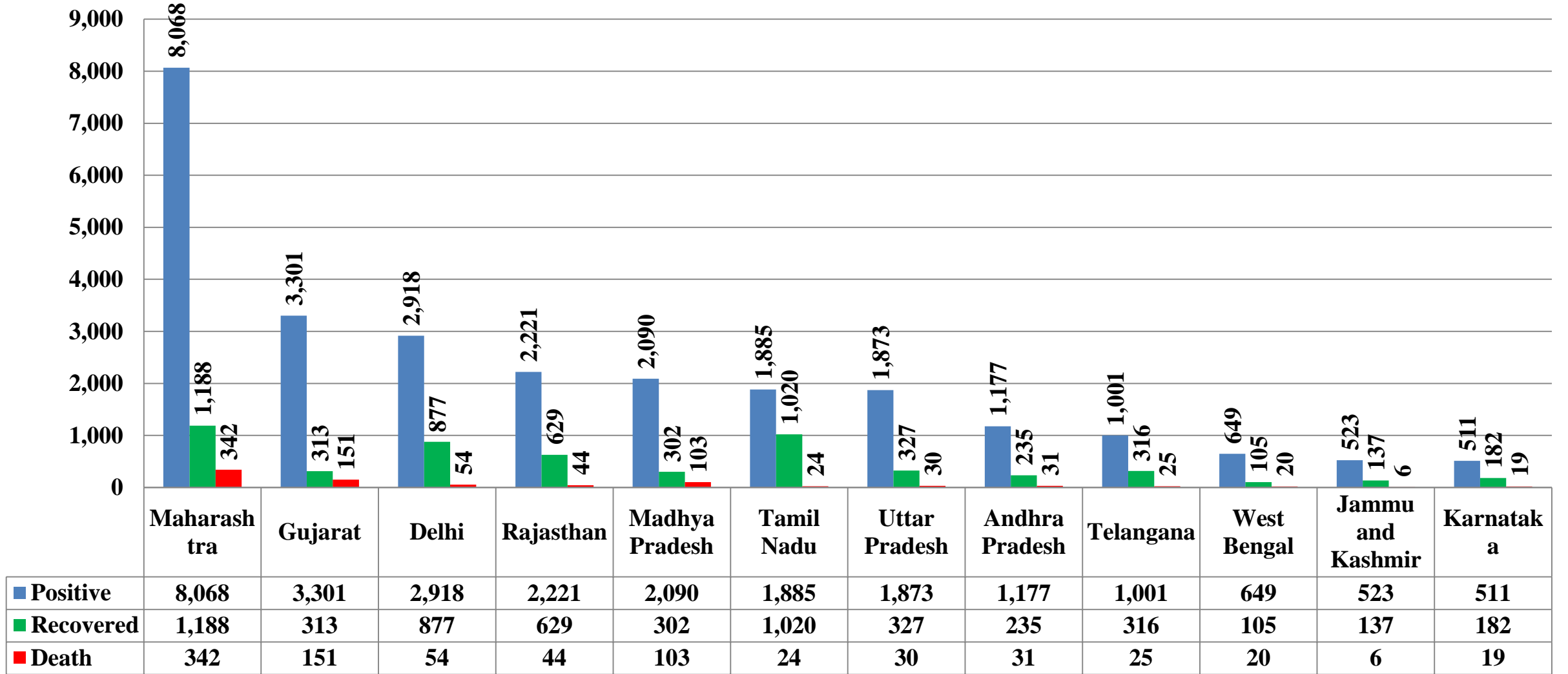


Source: Karnataka Media Bulletin as on 27-04-2020 (Bulletin)

**India: Top 10 COVID19 Affected States**  
**Positive, Recovered & Death Cases – 27th April 2020**



ಬೃಹತ್ ಬೆಂಗಳೂರು ಮಹಾನಗರ ಪಾಲಿಕೆ  
 Bruhat Bengaluru Mahanagara Palike

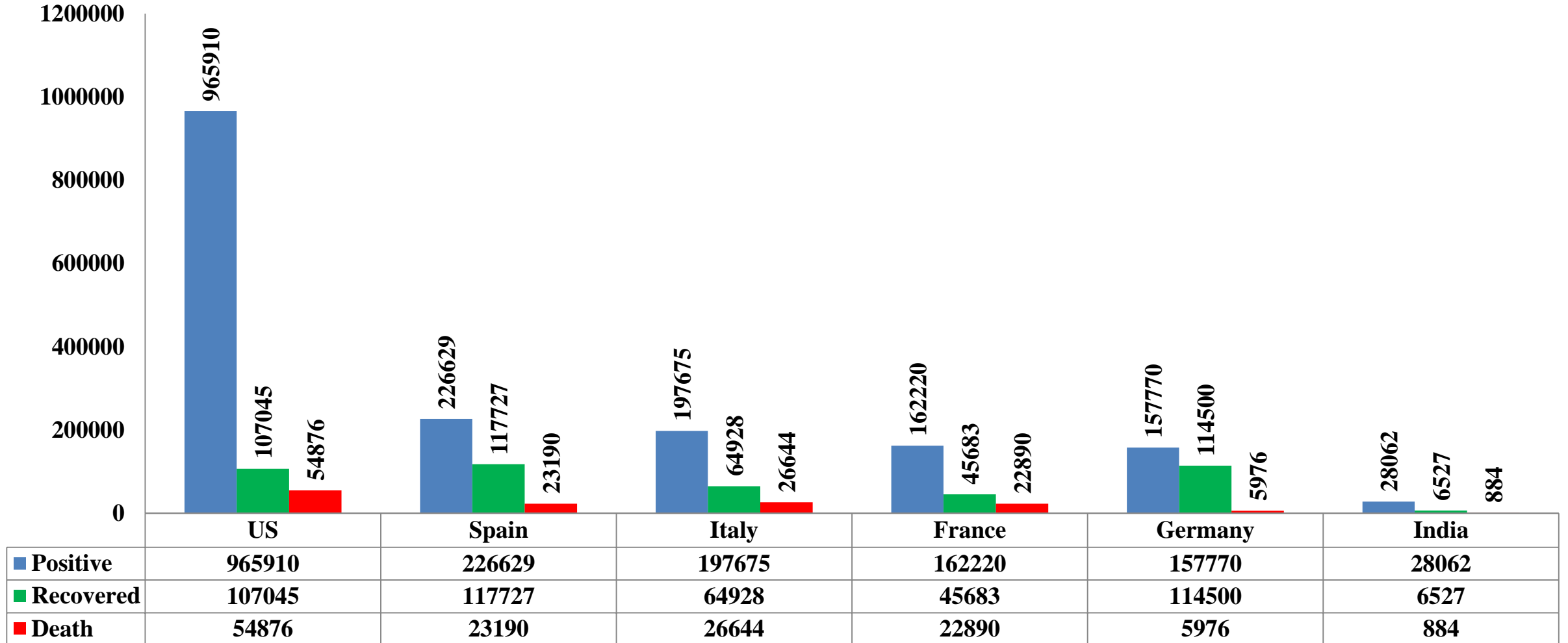


Source: <https://www.mohfw.go.in> as on 27-04-2020 03:00pm

**World: Comparing India with World's Top 5 COVID-19 affected countries.  
Positive, Recovered and Death cases  
27th April 2020**



ಬೃಹತ್ ಬೆಂಗಳೂರು ಮಹಾನಗರ ಪಾಲಿಕೆ  
Bruhat Bengaluru Mahanagara Palike

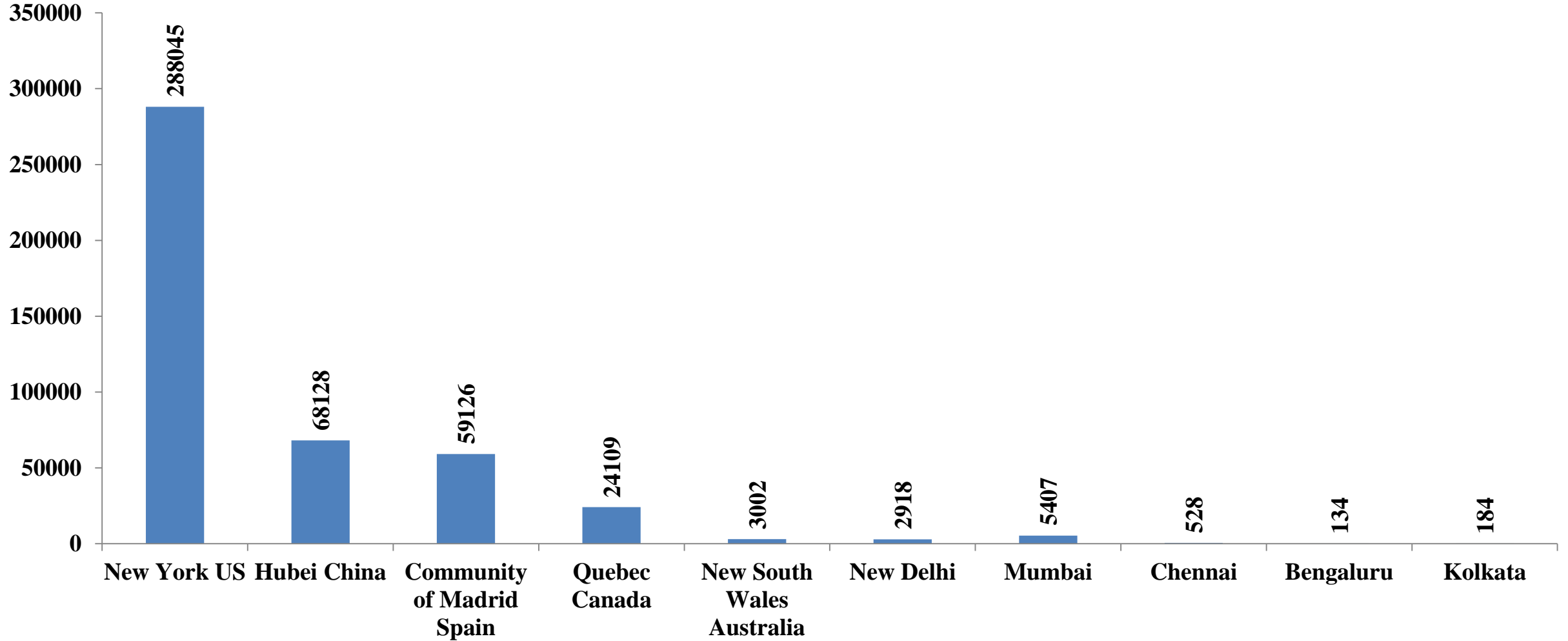


Source: <https://coronavirus.jhu.edu/map.html> as on 27-04-2020 at 03:00 pm

## COVID-19 Affected Cities – World and Indian Cities 27th April 2020



ಬೃಹತ್ ಬೆಂಗಳೂರು ಮಹಾನಗರ ಪಾಲಿಕೆ  
Bruhat Bengaluru Mahanagara Palike



Source: <https://coronavirus.jhu.edu/map.html> as on 27.04.2020 at 03:00 pm

**Abstract of COVID-19 Cases in Bengaluru**  
27th April 2020



ಬೃಹತ್ ಬೆಂಗಳೂರು ಮಹಾನಗರ ಪಾಲಿಕೆ  
Bruhat Bengaluru Mahanagara Palike

	Total		Male		Female	
	Last 24 Hours	Cumulative	Last 24 Hours	Cumulative	Last 24 Hours	Cumulative
<b>Positive Cases</b>	<b>01</b>	<b>134</b>	<b>01</b>	<b>89</b>	<b>03</b>	<b>38</b>
<b>Recovered Cases</b>	<b>00</b>	<b>56</b>	<b>00</b>	<b>37</b>	<b>00</b>	<b>19</b>
<b>Death Cases</b>	<b>02</b>	<b>06</b>	<b>01</b>	<b>03</b>	<b>01</b>	<b>01</b>
<b>Primary Contacts</b>	<b>Total Identified – 1026</b>					
	<b>Completed Quarantine – 207</b>			<b>Under Active Quarantine – 819</b>		
<b>Secondary Contacts</b>	<b>Total Identified – 4915</b>					
	<b>Completed Quarantine – 546</b>			<b>Under Active Quarantine – 4369</b>		
<b>Fever Clinics</b>	<b>Total Patients Screened – 5409</b>					
	<b>Referred – 126</b>			<b>Swab Collected – 55</b>		



Thank You

